

## Key features of the new upgrade

The design of the Motorway has been improved to incorporate:

- Enhancements to the carriageway geometry, to improve safety by providing motorists with greater sight distances in order to identify hazards sooner.
- Intelligent Transport Systems (ITS) for a 'Motorway that thinks'.
- Urban design incorporating extensive landscaping.
- Environmental measures such as fauna fencing and fauna underpasses, to minimise potential for injury to wildlife (refer to Fact Sheet 13).
- Additional emergency stopping bays and a new heavy vehicle inspection site.
- Wider road shoulders for vehicle breakdowns.
- Additional emergency services crossovers near Greendale Way, Carindale and Wynnum Road, Tingalpa.
- Emergency telephones positioned every kilometre along the Motorway.

## Road traffic noise mitigation

To mitigate road traffic noise from the Gateway Motorway noise barriers are being installed at several locations in the southern section of the Project. Additionally, the road surface is being upgraded to open graded asphalt, which will further reduce noise and provide a safer driving surface. For further information, refer to Fact Sheet 10 – Road traffic noise and Fact Sheet 14 – Paving the way for road construction.

## Looking forward

The Department of Main Roads has been working with the community and stakeholders to develop draft planning options to upgrade 4.5km of the Gateway Motorway between and including the interchanges with Mt Gravatt-Capalaba Road and the Pacific Motorway. For further information, phone 1800 268 257 or visit [www.mainroads.qld.gov.au](http://www.mainroads.qld.gov.au)

### Visit the Gateway Upgrade Project Community Information Centre 1051 Lytton Road, Murarrie

(behind the Queensland Motorways Customer Service Centre)

Open Monday – Friday, 8.30am to 5.30pm and  
Saturday, 10am to 2pm

## ALREADY DELIVERED

- **Opened December 2007** – New Port of Brisbane Motorway southbound on-ramp.
- **Opened May 2008** – Two additional lanes southbound between Lytton Road and Wynnum Road, including an extra exit lane to Wynnum Road.
- **Opened September 2008** – Additional southbound lane over the Wynnum Road bridge.



Widening of the Old Cleveland Road overbridge, March 2009.



## Southern section 12km Gateway Motorway upgrade

Fact Sheet 15

### As part of the Gateway Upgrade Project, the Gateway Motorway is being upgraded with additional lanes south of the Brisbane River between the Gateway bridges and Mt Gravatt-Capalaba Road.

Once complete, motorists will experience safer, quicker and easier travel along this vital section of the Motorway.


- Additional lanes will provide reduced travel times and improve traffic flows.
- Enhanced on-ramps and off-ramps will provide a safer driving experience by reducing the number of weaving movements caused by motorists using the Motorway.
- Connections to key transport routes will be improved including the Port of Brisbane Motorway.

### Section by section

The 12km upgrade commenced construction in March 2007 and will be completed by early 2010. Sections of the upgrade are being opened as they are completed to provide benefits to motorists sooner.

#### Key features:

- Upgrade from four to nine lanes between Lytton Road and Wynnum Road including additional exit lanes to Wynnum Road and the Port of Brisbane Motorway.
- Direct access from the Gateway Bridge to the Port of Brisbane Motorway via a new southbound off-ramp (previously, access was only available via Lytton Road).
- Upgrade from four to eight lanes between Wynnum Road and Old Cleveland Road (dual four-lane carriageway, including extended on- and off-ramps).
- Upgrade from four to six lanes between Old Cleveland Road Mt Gravatt-Capalaba Road (dual three-lane carriageway).



The new Motorway under construction, March 2009

For more information

1800 700 525

[www.gatewayupgradeproject.com.au](http://www.gatewayupgradeproject.com.au)

[enquiries@gatewayupgradeproject.com.au](mailto:enquiries@gatewayupgradeproject.com.au)



The Gateway Upgrade Project is a Queensland Government initiative being delivered by Queensland Motorways with design and construction by the Leighton Abigroup Joint Venture.

For more information

1800 700 525

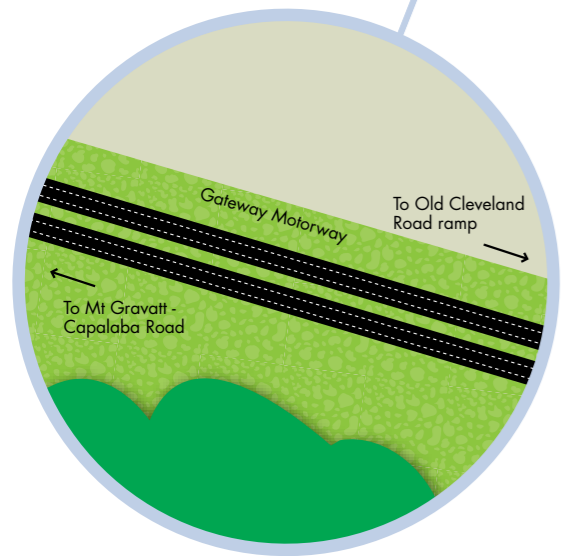
[www.gatewayupgradeproject.com.au](http://www.gatewayupgradeproject.com.au)

[enquiries@gatewayupgradeproject.com.au](mailto:enquiries@gatewayupgradeproject.com.au)



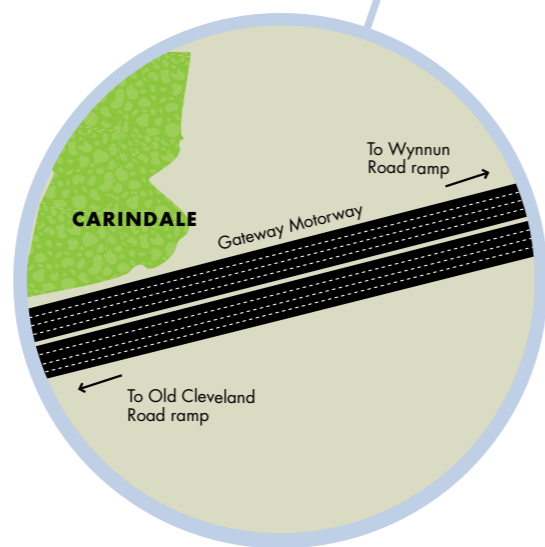
The Gateway Upgrade Project is a Queensland Government initiative being delivered by Queensland Motorways with design and construction by the Leighton Abigroup Joint Venture.

# Southern section - 12km Gateway Motorway upgrade



## Mt Gravatt-Capalaba Road to Old Cleveland Road

Upgrade from four to six lanes between Mt Gravatt-Capalaba Road, Wishart and Old Cleveland Road, Carindale (dual three-lane carriageway).



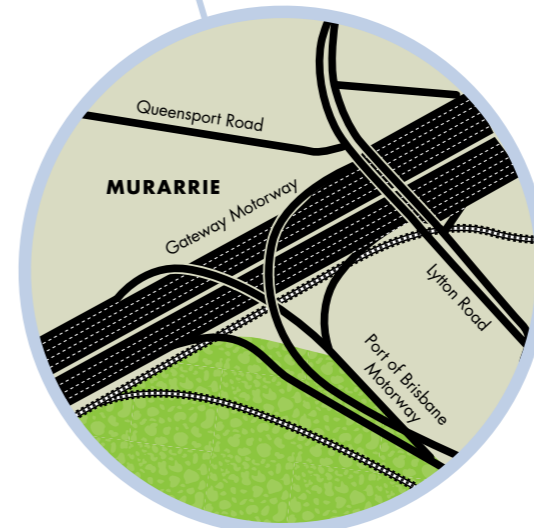
## Old Cleveland Road to Wynnun Road

Upgrade from four to eight lanes between Old Cleveland Road, Carindale and Wynnun Road, Tingalpa (dual four-lane carriageway, including extended on- and off-ramps).



## Wynnun Road Upgrade, Tingalpa (opened July 2007)

Upgrade between Stanton Road to the east and Graystone Street to the west, including additional lanes through the intersection and onto the Gateway Motorway. The works were delivered by Queensland Motorways under a separate \$10.5 million early works contract and jointly funded by the Queensland Government and Brisbane City Council.




## Port of Brisbane Motorway interchange, Murarrie

- Upgrade from four to nine lanes between Wynnun Road, Tingalpa and Lytton Road, Murarrie including additional exit lanes to Wynnun Road and the Port of Brisbane Motorway.
- Direct access from the Gateway Bridge to the Port of Brisbane Motorway via a new southbound off-ramp (previously, access was only available via Lytton Road).



Under construction - a new direct access from the Gateway Bridge to the Port of Brisbane Motorway via a new southbound off-ramp.



Several upgrades have already been delivered between Lytton Road and Wynnun Road.

## FAST FACTS

In the southern section of the Project:

- More than 50 traffic switches are required to keep traffic moving during construction. Traffic is transferred onto new and temporary pavements while the existing carriageways are upgraded. For further information, see Fact Sheet 11.
- More than 500,000 predominately native and drought resistant trees and shrubs will be planted as part of the landscaping program.
- More than 12 bridges are being built, requiring 167 super-tee beams, 2,900 tonnes of reinforcement steel and 17,000m<sup>2</sup> of bridge decking.
- Approximately 720,000 tonnes of fill material and 306,000 tonnes of asphalt will be used.